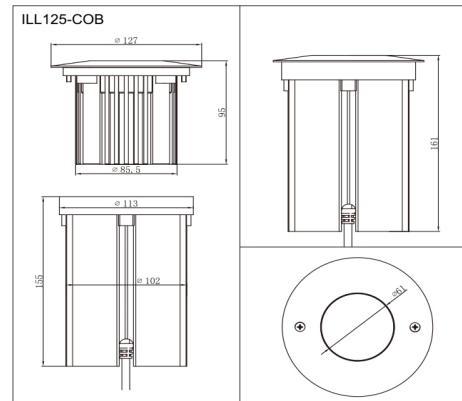



**Recessed LED Inground Lamp**

**INDUCTION COUPLING**

# SS316


**LOAD BEARING:2000KG**
**GENERAL SPECIFICATION**

Product Family	AL-ILL125-COB-D-6W
Voltage supply	AC220-240V 50/60Hz 24VDC
Operating temperature range Ta	-15/+50 ° C
Maintenance & cleaning	H2O; Antistatic tissu
Sources of light	COB
Brand of sources	CREE
Mac Adam range	+/- 150K (Mac adam 3)
Life time L80B10 at 25° C	50000hrs
Life time L70B50 at Ta Max	35000hrs
Brand of Driver	AC PCB-B
Cycles on/off	>25000
Ripple current	- Flicker free
Position driver on fixture	Induction - integrated
Body material	Aluminum/Stainless steel 316L
Diffuser material	Tempered Glass
Réflector material	-
Closing clips material	-
Electrical network inteface	Cable 1.5m H05RNF 2G 16A
Surge protection	
Vandal proof	-
Throught wiring	-
Accessories	-
Remarks	-

**LIFE TIME AND WARRANTY**

Nominal life time	50000hrs
Warranty	5 years

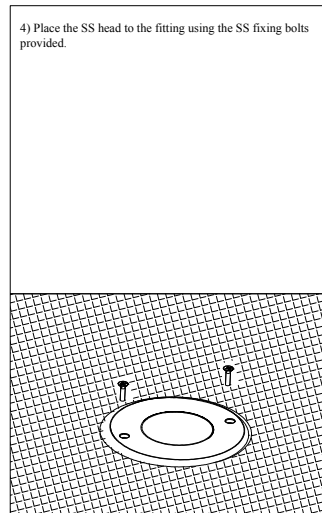

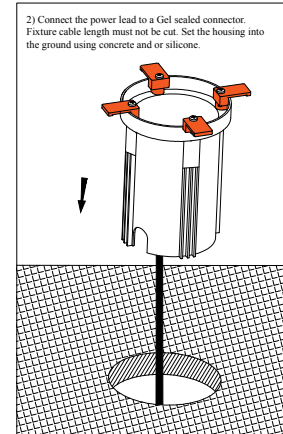
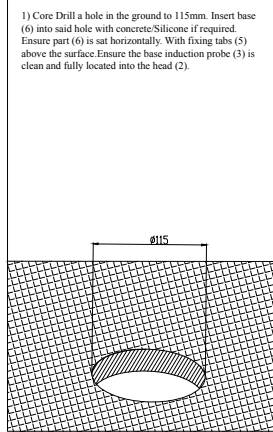
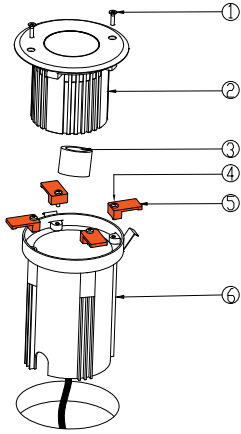
**NORMS & DIRECTIVES**

Nominal norms marking	CE /TUV/GS
CE directive	CEI 60598-1 CEI 60598-2-2 : 2012
Security Photobiological	CEI 62471 - : 2008 : RG0
Inflammable surface compliancy	F
Other marking	ASTM B117

**OPTIONS**

Dimming	NONE
CCT color temperature	3000K [3]; 5000k [5]; 6000K [6]; Blue [B]; Green [G]; Red [G]
CRI color rending index	-
Coulor of product	-
Reflector/Optic	-
Mounting accessories	Earth pole [LX002]; concrete basket [LX001]
Other option	-

# Installation instructions

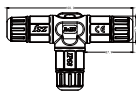


Processed LED Luminaire For Mounting In Compact Areas, Paths ETC. Drive Over for vehicles With Pneumatic Types.

Follow installation instructions carefully. Ensure all below ground termination is totally sealed. Do not shorten the cable lengths provided on the fixture. Ensure all power is Off during installation until circuit is complete.

## IP68 Connector:

### AL-68CT



### AL-68CS

